

# **SW-309L Cored**

FLUX CORED ARC WELDING CONSUMABLE  
FOR WELDING OF DISSIMILAR METALS  
STAINLESS STEELS AND CARBON STEELS  
OR STAINLESS STEELS AND LOW ALLOY METALS



## SW-309L Cored

### ❖ Specification

<b>AWS A5.22</b>	E309LT1-1/-4
<b>JIS Z3323</b>	TS309L-FB1
<b>EN ISO 17633-A</b>	T 23 12 L P M21/C1 2

### ❖ Applications

SW-309L Cored is designed for welding of dissimilar metals such as Stainless steels and carbon steels or stainless steels and low alloy steels.

### ❖ Characteristics on Usage

1. SW-309L Cored is suitable for all position welding makes easier re-arcng ,beautiful bead appearance and better slag removability. This wire contains a high ferrite level in its austenite thus providing better weldability together superior Heat and corrosion resistance.
2. SW-309L Cored is suitable for dissimilar welding such as stainless steel to carbon steel or low-alloy steels, and for under-layer welding on cladded side groove of cladded stainless steel.

### ❖ Note on Usage

Use 100% CO<sub>2</sub> gas or Ar+20~25% CO<sub>2</sub> gas

### ❖ Packing

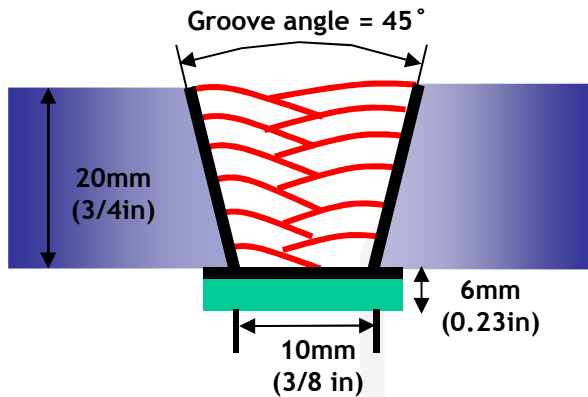
Diameter	0.9mm (0.035in)	1.2mm (0.045in)	1.4 (0.052in)	1.6 (1/16in)
Spool *including ball pac	5kg (11lbs)	12.5kg (28lbs)	15kg (33lbs)	20kg (44lbs)



## Mechanical Properties & Chemical Composition of All Weld Metal

### ❖ Welding Conditions

Method by AWS Spec.



[ Joint Preparation & Layer Details ]

<b>Diameter(mm)</b>	: 1.2mm(0.045in)
<b>Shielding Gas</b>	: 100% CO <sub>2</sub>
<b>Flow Rate(ℓ /min.)</b>	: 20~22
<b>Amp./ Volt.</b>	: 210/30
<b>Stick-Out(mm)</b>	: 20(3/4 in)
<b>Pre-Heat(°C)</b>	: R.T . °C(°F)
<b>Interpass Temp.(°C)</b>	: ≤150°C(302°F)
<b>Polarity</b>	: DC(+)

### ❖ Mechanical Properties of All weld metal

Consumable	Tensile Test		CVN Impact Test J(ft · lbs)	
	TS (Mpa/ksi)	EL (%)	-20°C (-4°F)	-60°C (-76°F)
SW-309L Cored	540(78)	41.0	49(36.1)	46(33.9)
AWS A5.22 E309LTX-X	≥ 520	≥ 30	Not Specified	

### ❖ Chemical Analysis of All weld metal(wt%)

Consumable	Shielding Gas	Chemical Composition (%)								
		C	Si	Mn	P	S	Ni	Cr	Mo	Cu
SW-309L Cored	100%CO <sub>2</sub>	0.027	0.74	1.27	0.021	0.006	12.99	23.36	0.130	0.125
AWS A5.22 E309LTX-X		≤0.04	≤1.0	0.5 ~2.5	≤0.04	≤0.03	12.0 ~14.0	22.0 ~25.0	≤ 0.5	≤ 0.5

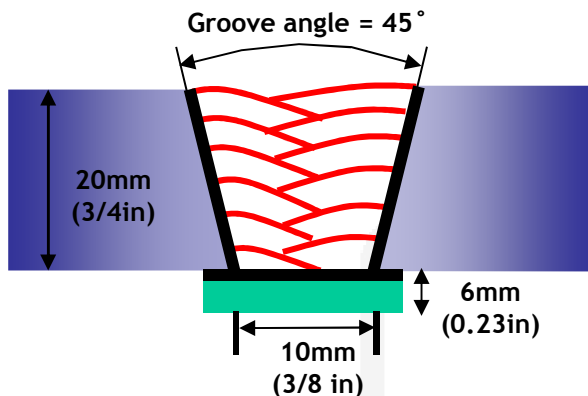
This information is provided solely for the purpose of confirming product conformance with applicable standards. The serviceability of a product or structure utilizing this type of information is and must be the sole responsibility of the builder/user. Many variables beyond the control of HYUNDAI WELDING CO., LTD. affect the results obtained in applying this type of information. These variables include, but are not limited to, welding procedure, shielding gas, plate chemistry and temperature, weldment design, fabrication methods and service requirements.



## Mechanical Properties & Chemical Composition of All Weld Metal

### ❖ Welding Conditions

Method by AWS Spec.



[ Joint Preparation & Layer Details ]

<b>Diameter(mm)</b>	: 1.2mm(0.045in)
<b>Shielding Gas</b>	: Ar+200% CO <sub>2</sub>
<b>Flow Rate(ℓ /min.)</b>	: 20~22
<b>Amp./ Volt.</b>	: 210/29
<b>Stick-Out(mm)</b>	: 20(3/4 in)
<b>Pre-Heat(°C)</b>	: R.T. . °C(°F)
<b>Interpass Temp.(°C)</b>	: ≤150°C(302°F)
<b>Polarity</b>	: DC(+)

### ❖ Mechanical Properties of All weld metal

Consumable	Tensile Test		CVN Impact Test J(ft · lbs)	
	TS (Mpa/ksi)	EL (%)	-20°C (-4°F)	-60°C (-76°F)
SW-309L Cored	555(80)	37	46(33.9)	40(29.5)
AWS A5.22 E309LTX-X	≥ 520	≥ 30	Not Specified	

### ❖ Chemical Analysis of the weld metal(wt%)







Consumable	Shielding Gas	Chemical Composition (%)								
		C	Si	Mn	P	S	Ni	Cr	Mo	Cu
SW-309L Cored	Ar+ 20% CO <sub>2</sub>	0.026	0.86	1.43	0.021	0.006	12.82	23.52	0.130	0.123
AWS A5.22 E309LTX-X		≤0.04	≤1.0	0.5 ~2.5	≤0.04	≤0.03	12.0 ~14.0	22.0 ~25.0	≤0.5	≤0.5

This information is provided solely for the purpose of confirming product conformance with applicable standards. The serviceability of a product or structure utilizing this type of information is and must be the sole responsibility of the builder/user. Many variables beyond the control of HYUNDAI WELDING CO., LTD. affect the results obtained in applying this type of information. These variables include, but are not limited to, welding procedure, shielding gas, plate chemistry and temperature, weldment design, fabrication methods and service requirements.



**Mechanical Properties  
& Chemical Composition of All Weld Metal**

❖ **Bead Appearance**

Horizontal Fillet(2F, PB) , Base : STS 304L(6mm,0.23in)		Fillet Vertical up(3F, PF) , Base : STS 304L(6mm,0.23in)	
			
	100% CO2(220A/30V)		
			
	Ar+20% CO2(220A/28V)	100% CO2(160A/25V)	Ar+20% CO2(160A/24V)
Dissimilar welding Base : C/S+STS 304L(6T)			
			
	100% CO2(220A/30V)		Ar+20% CO2(220A/28V)

❖ **δ – Ferrite No.**

Consumable	Shielding Gas	Diagram			FERITSCOPE MP-30 * (FISCHER)
		Schaeffler	Delong	WRC(1992)	
SW-309L Cored	100% CO2	11.2	20.4	14.9	18.5~19.5
	Ar+20% CO2	12.0	21.6	16.8	18.0~19.0

This information is provided solely for the purpose of confirming product conformance with applicable standards. The serviceability of a product or structure utilizing this type of information is and must be the sole responsibility of the builder/user. Many variables beyond the control of HYUNDAI WELDING CO., LTD. affect the results obtained in applying this type of information. These variables include, but are not limited to, welding procedure, shielding gas, plate chemistry and temperature, weldment design, fabrication methods and service requirements.



# SW-309L Cored

## Welding Efficiency & Proper Welding Condition

### ❖ Deposition Rate & Efficiency

Consumable (size)	Shielding Gas	Welding Conditions		Wire Feed Speed m/min (in/min)	Deposition Efficiency(%)	Deposition Rate kg/hr(lb/hr)
		Amp. (A)	Volt. (V)			
1.2mm (0.045 in)	100%CO <sub>2</sub>	210	30	12(472)	86~88	4.6(10.1)
	Ar-20%CO <sub>2</sub>	210	29	12(472)	87~89	4.8(10.6)
1.6mm (1/16 in)	100%CO <sub>2</sub>	290	33	8.9(350)	86~88	5.5(12.1)
	Ar-20%CO <sub>2</sub>	290	32	8.9(350)	87~89	5.(12.6)
Remark					Deposition efficiency =(Deposited metal weight/Wire weight used)×100	Deposition rate =(Deposited metal weight/Welding time,min.)×60

### ❖ Proper Current Range

Consumable	Shielding Gas	Welding Position	Wire Dia.	
			1.2mm (0.045 in)	1.6mm (1/16 in)
SW-309L Cored	100%CO <sub>2</sub> or Ar-20~25%CO <sub>2</sub>	F	160~220Amp	250~290Amp
		HF	160~220Amp	250~290Amp
		V-Up & OH	140~180Amp	-

This information is provided solely for the purpose of confirming product conformance with applicable standards. The serviceability of a product or structure utilizing this type of information is and must be the sole responsibility of the builder/user. Many variables beyond the control of HYUNDAI WELDING CO., LTD. affect the results obtained in applying this type of information. These variables include, but are not limited to, welding procedure, shielding gas, plate chemistry and temperature, weldment design, fabrication methods and service requirements.



**Approvals**

Consumables	Shielding Gas	KR	ABS	LR
SW-309L Cored	C1	RW309LG(C) (-20 °C ≥ 34J) 1.2~1.6	AWS A5.22 E309LT1-1  1.2~1.6	SS/CMn  1.2~1.6
		<b>BV</b>	<b>DNV</b>	<b>GL</b>
		309L with KV at -20 °C (-20 °C ≥ 34J) 1.2~1.6	309L  1.2~1.6	4332S  1.2~1.6
		<b>NK</b>	<b>CWB</b>	<b>TUV</b>
		KW309LG(C)  1.2~1.6	AWS A5.22-95 E309LT1-1  0.9~1.6	EN 12073 T 23 12 L P C2  0.9~1.6
		<b>CE</b>	<b>DB</b>	<b>CCRS</b>
EN 12073 T 23 12 L P C2  0.9~1.6	T 23 12 L P C 2(1.4322) DIN EN ISO 17633-A 0.9~1.6	AWS A5.22 E309LT1-1  1.2~1.6		
Consumables	Shielding Gas	CWB	TUV	CE
SW-309L Cored	M21	AWS A5.22-95 E309LT1-4  0.9~1.6	EN 12073 T 23 12 L P M2  0.9~1.6	EN 12073 T 23 12 L P M2  0.9~1.6
		<b>DB</b>	-	-
		T23 12 L P M 2(1.4322) DIN EN ISO 17633-A 0.9~1.6	-	-

This information is provided solely for the purpose of confirming product conformance with applicable standards. The serviceability of a product or structure utilizing this type of information is and must be the sole responsibility of the builder/user. Many variables beyond the control of HYUNDAI WELDING CO., LTD. affect the results obtained in applying this type of information. These variables include, but are not limited to, welding procedure, shielding gas, plate chemistry and temperature, weldment design, fabrication methods and service requirements.